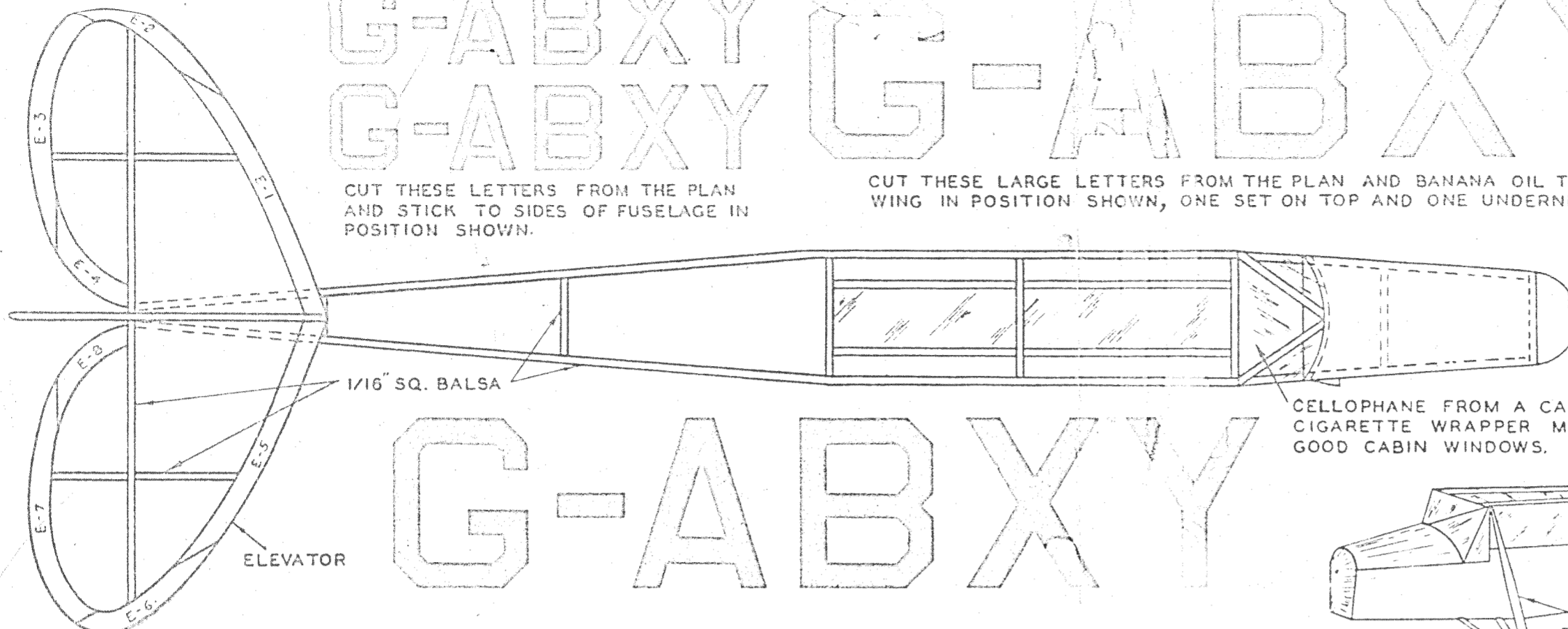


G-ABXY G-ABXY


CUT THESE LETTERS FROM THE PLAN AND STICK TO SIDES OF FUSELAGE IN POSITION SHOWN.

CUT THESE LARGE LETTERS FROM THE PLAN AND BANANA OIL TO WING IN POSITION SHOWN, ONE SET ON TOP AND ONE UNDERNEATH.

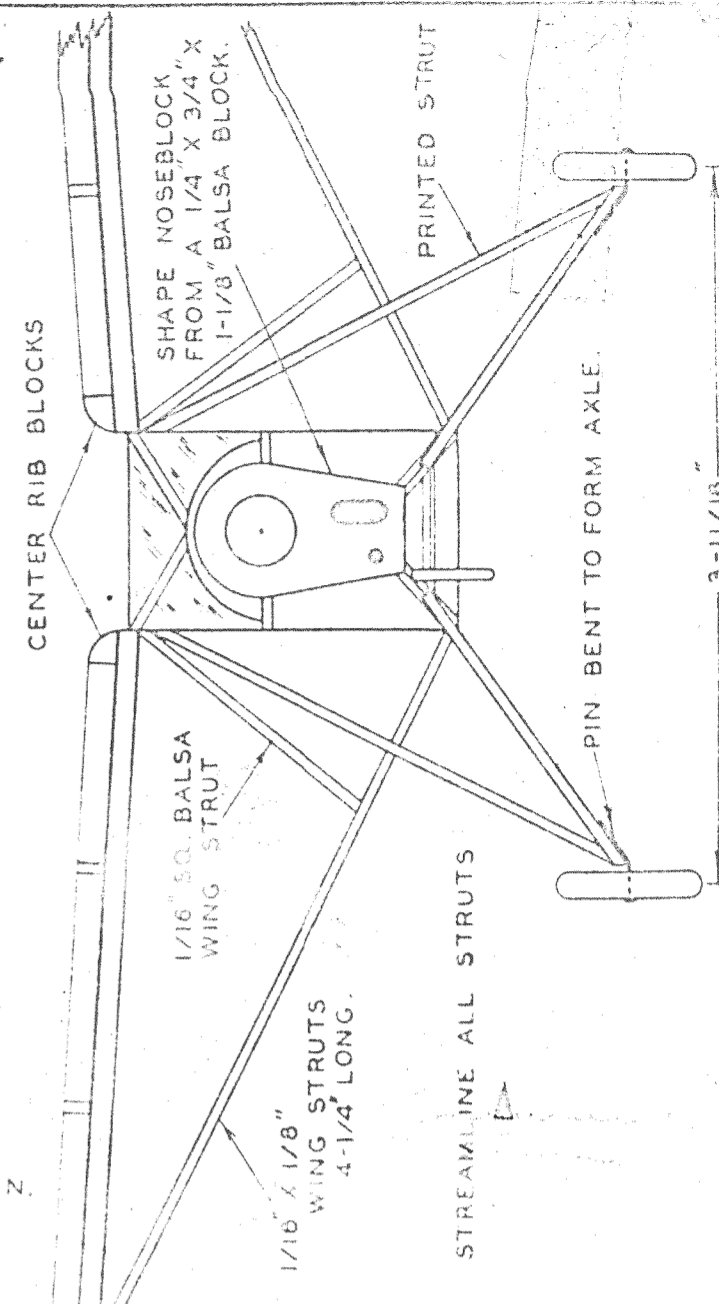


G-ABXY

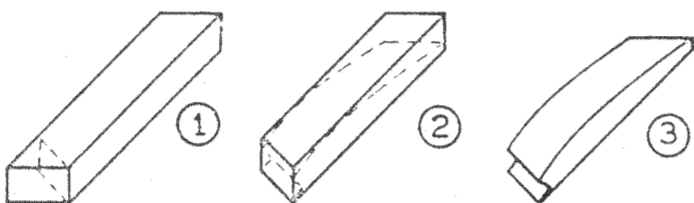
CELLOPHANE FROM A CANDY OR CIGARETTE WRAPPER MAKES GOOD CABIN WINDOWS.



LANDING GEAR DETAIL



BUILD ELEVATOR IN ONE PIECE OVER PLAN AND CEMENT TO TOP OF FUSELAGE.



METHOD OF SHAPING CENTER RIB BLOCKS

1. BEVEL CORNER TO ANGLE SHOWN BY TOP VIEW OF WING.
2. TRACE RIB ON LONGER SIDE.
3. CUT TO SHAPE.
4. ROUND OFF AS SHOWN IN FRONT VIEW OF PLANE.

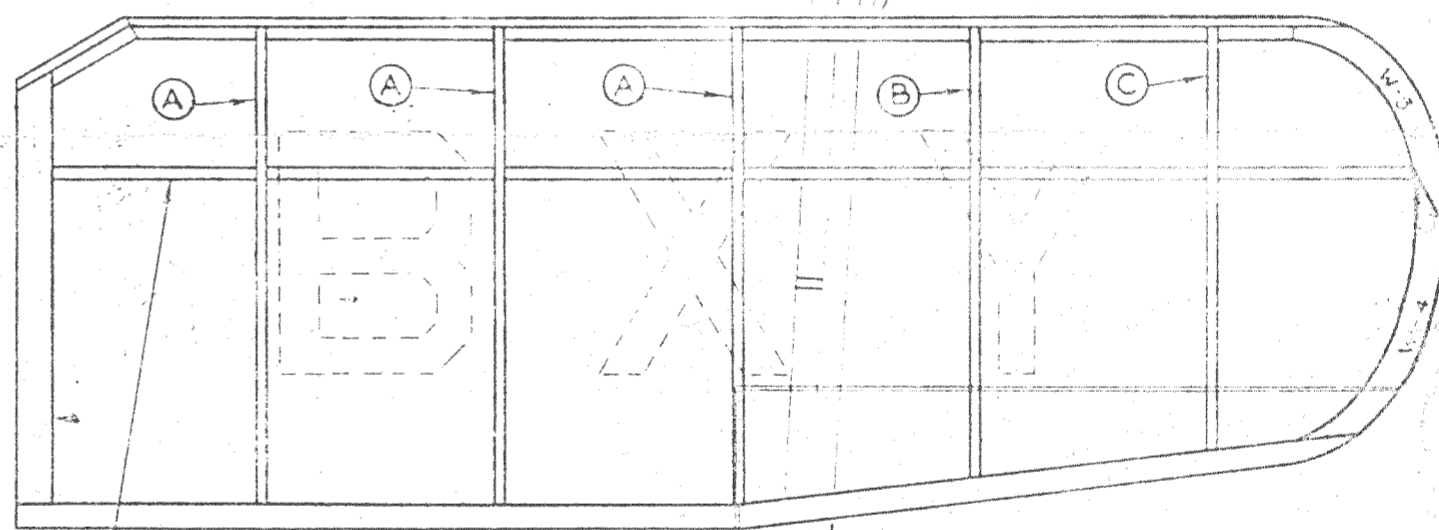
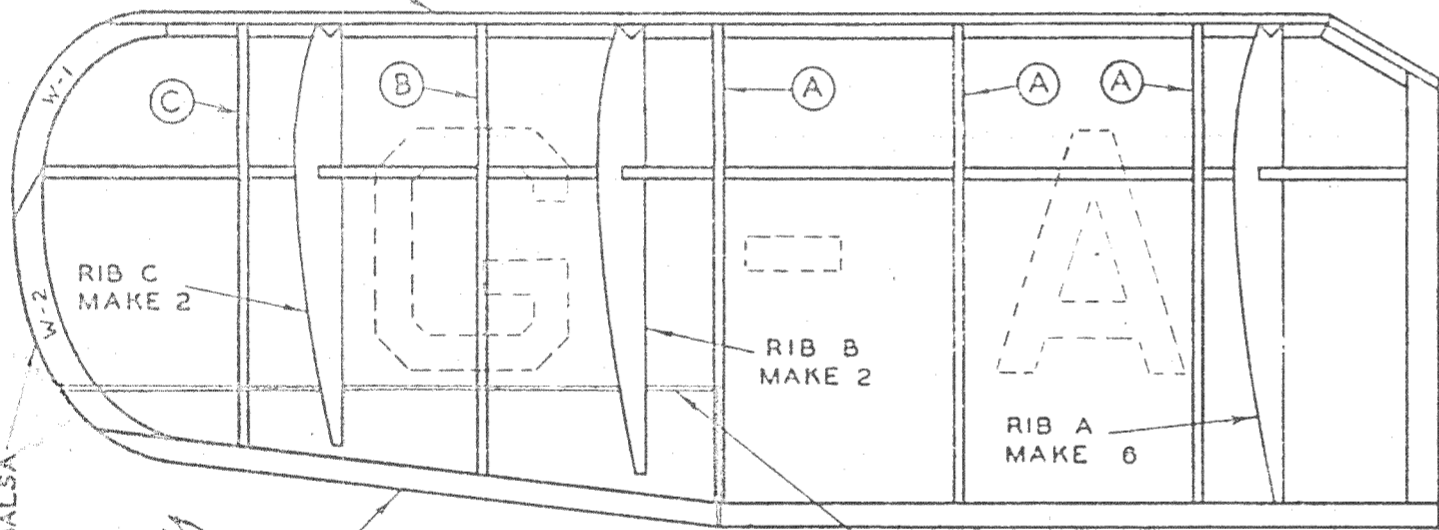
THIS MODEL IS POWERED WITH TWO STRANDS OF 1/8" FLAT RUBBER.

COLOR SCHEME

WINGS & ELEVATORS - ORANGE. BODY & RUDDER - GREEN.

SAND LEADING EDGE OF WING ROUND AS SHOWN ABOVE.

3/32" SQ. LEADING EDGE



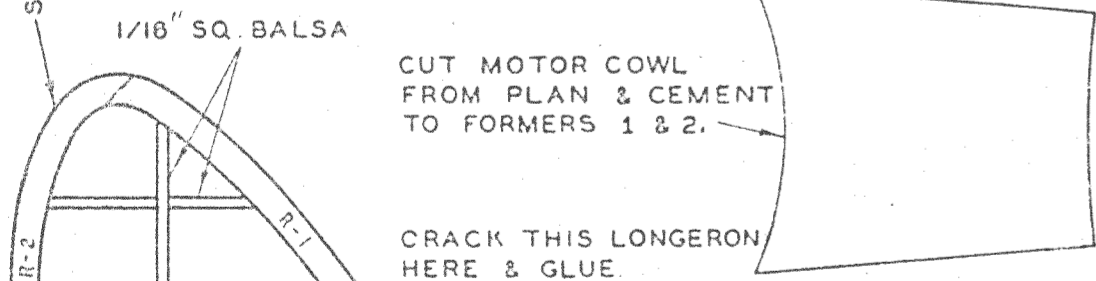
1/16" X 1/8" TRAILING EDGE TAPERED AS SHOWN.

BANANA OIL A PIECE OF BLACK THREAD HERE TO SHOW UP AILERON.

WEIGHT ATTACHED TO FORMER 1 PREVENTS STALLING. OPEN TISSUE ON BOTTOM TO GAIN ACCESS TO FORMER.

DIHEDRAL GIVES MODEL LATERAL STABILITY IN FLIGHT.

4" INCH FLYING PROP IS FURNISHED IN KIT. IF MODEL IS USED FOR EXHIBITION PURPOSES, MAKE A SCALE PROP AS SHOWN BELOW.



CUT MOTOR COWL FROM PLAN & CEMENT TO FORMERS 1 & 2.

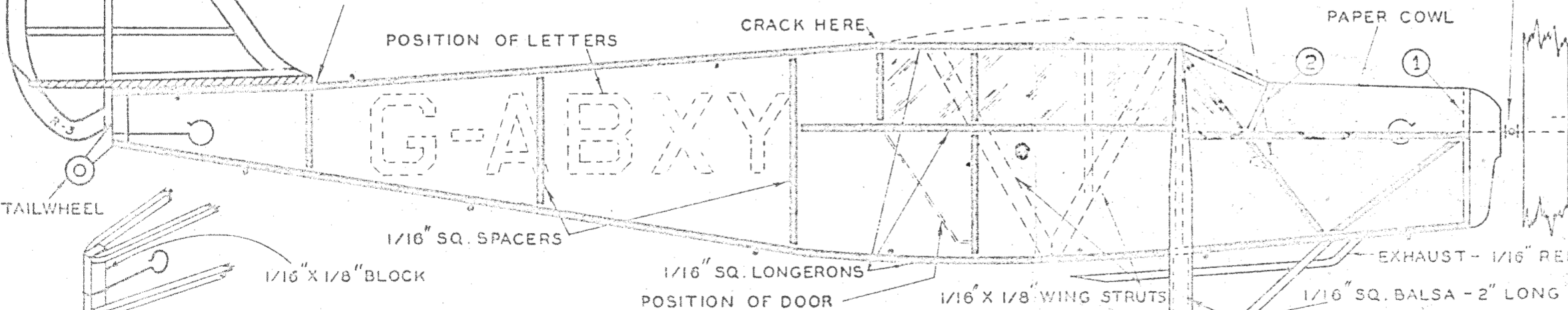
CRACK THIS LONGERON HERE & GLUE

INSTRUMENT PANEL CEMENT TO FORMER 2. OMIT IF MODEL IS TO BE FLOWN. AS IT OBSTRUCTS RUBBER.

FORMER 2

FORMER 1

WASHER, BEAD, WASHER



1/16" SQ. SPACERS

1/16" SQ. LONGERONS

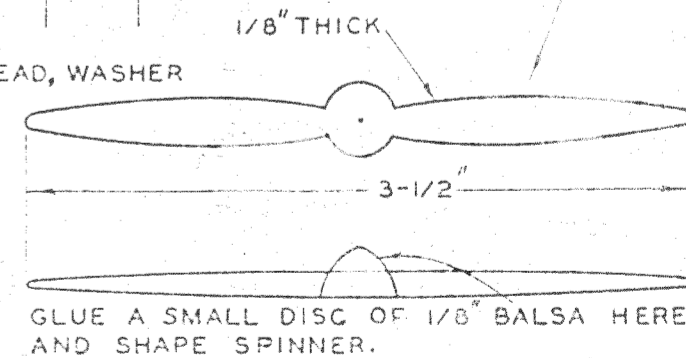
1/16" X 1/8" WING STRUTS

1/16" SQ. BALSAL - 2" LONG

1-5/8" LONG

3/4" DIA. WHEEL

EXHAUST - 1/16" REED



GLUE A SMALL DISC OF 1/8" BALSAL HERE AND SHAPE SPINNER.

REAR HOOK DETAIL - BEND HOOK TO FIT AROUND REAR BLOCK AND CEMENT.

START CONSTRUCTION OF MODEL BY PUSHING PINS INTO DOTS SHOWN ABOVE. THEN LAY LONGERONS OVER PLAN AND CEMENT SPACERS BETWEEN THEM. BUILD TWO SIDES OVER HEAVY BLACK LINES. THEN JOIN SIDES TOGETHER BY MEANS OF THE REAR BLOCK AND FORMER 1. WHEN DRY, ADD SPACERS SHOWN IN TOP VIEW.

DE HAVILLAND
PUSS MOTH
THE HEART'S CONTENT
WINGSPAN 16"
LENGTH 12"

POPULAR BRITISH SPORT PLANE MADE FAMOUS BY CAPT. MOLLISON IN FIRST EAST-WEST ATLANTIC HOP.