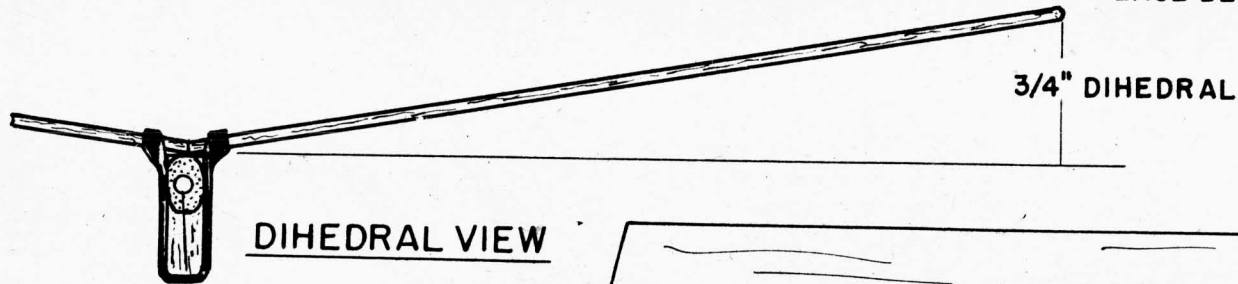


WING
1/16" SHEET

CEMENT SKIN: 2 COATS OF GLUE TO REINFORCE DIHEDRAL JOINT.

CUT PART WAY THRU BOTTOM OF WING TO EASE BENDING DIHEDRAL ANGLE IN WING.



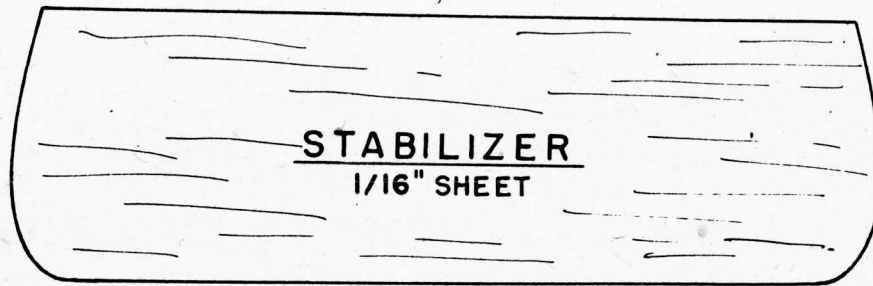
3/4" DIHEDRAL

DIHEDRAL VIEW


SMALL FINISHING NAIL

ALL-BALSA
PRIMARY GLIDER

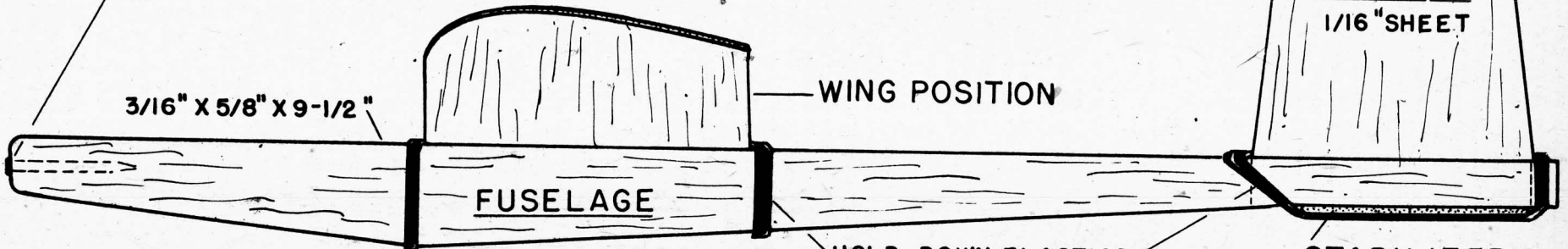
ALL-PARTS FULL SIZE



STABILIZER
1/16" SHEET



RUDDER
1/16" SHEET



3/16" X 5/8" X 9-1/2"

FUSELAGE

WING POSITION

HOLD-DOWN ELASTICS

STABILIZER