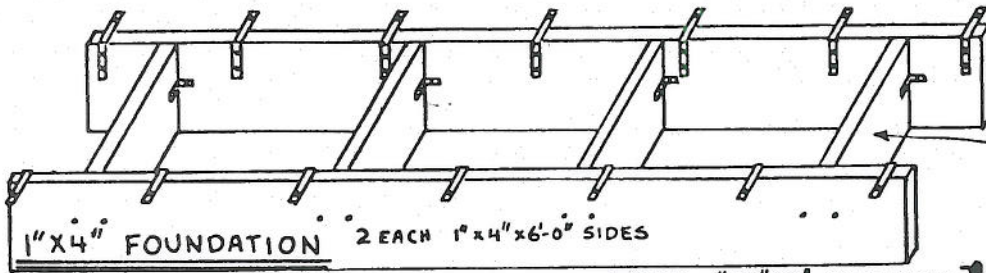



# Roy's Building Board

Roy Anderson

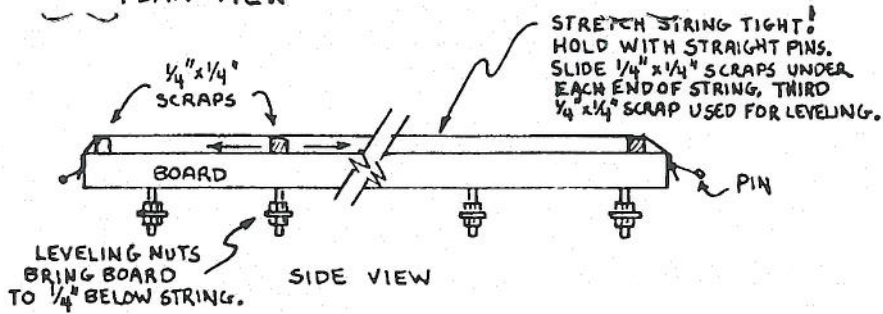


4 EACH 1" X 4" X 9" CROSS PIECES. ATTACH TO SIDES WITH 1" X 1" X 1/2" CORNER BRACES. USE 4 BRACES PER CROSS PIECE WITH BOLTS.

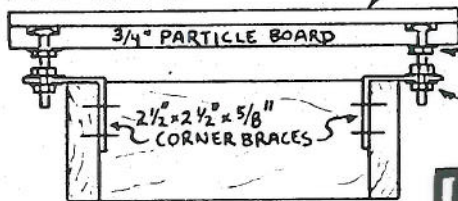
## STRINGLINE LEVELING PROCEDURE



### PLAN VIEW



BOARD DIMENSIONS ARE 6'-0" BY 1'-3"



### COMPLETED BOARD CROSS SECTION

1/2" INSULATION BOARD GLUED TO PARTICLE BOARD AFTER ASSEMBLY BELOW IS COMPLETE.

NUT AND WASHER SECURES 1/4" CARRIAGE BOLT TO PARTICLE BOARD. 2 NUT AND WASHER ASSEMBLIES MOVE BOARD UP OR DOWN AND LOCK IT IN POSITION.

"A MAN IS KNOWN BY HIS WORKS"  
ROY ANDERSON is a perpetual competitor for RC soaring honors in the NWSS - the Northwest Soaring Society. He's also a top-notch builder. Here's why.